



LANGUAGE DAY CAMP

ACTIVITY BOOKLET

SSBMI Language Department
June 17, 2025



SCAN THE QR CODE TO LISTEN TO THE
LANGUAGE IN THIS BOOKLET OR VISIT:
<https://bit.ly/ssbmi-ldc2025>

NISENÁANWEYPÉ!

MY STAMPS

GET STAMPS BY COMPLETING ACTIVITIES!

1 STAMP = 1 RAFFLE TICKET

ENVIRONMENTAL #1



S+PAAYUWÁ




CLAY MODELS WITH LANGUAGE



TEK



ENVIRONMENTAL #2



EXHIBITS & COLLECTIONS CENTER

MY NAME IS: _____

LANGUAGE DAY CAMP

ACTIVITY BOOKLET

SSBMI LANGUAGE DEPARTMENT

June 17, 2025

This booklet contains materials for Language Day Camp 2025, including your stamp page and clay activity planning sheet. It also includes activities that you can use at home to practice the Nisenan food vocabulary in your Payelpé! (Let's Eat!) flashcards. If you do not have a set of flashcards, you can contact the SSBMI Language Department at Language@ssband.org to request a copy or download and print your own set at <https://bit.ly/ssbmi-lets-eat>.

**We wish to thank the following for their
contributions to this event:**

Chairwoman Regina Cuellar & Tribal Council
Red Tail Photography (Duane Gillette & Aimee Chiofalo)
SSBMI Education Center Staff & Youth Interns
SSBMI Environmental Department
SSBMI Exhibits & Collections Center
SSBMI Traditional Ecological Knowledge (TEK) Department

Questions? Contact Language@ssband.org

MODEL MAGIC CLAY

TIPS AND DRYING INSTRUCTIONS

MIX COLORS!




EXPERIMENT WITH SHAPES & TEXTURES



Roll flat with a rolling pin.

Cut with craft scissors or
mold with modeling tools.



Make small, simple parts
and combine them to make
bigger, more complex things.



DRYING TIME

Model magic clay dries overnight if your model is small. Large models may take up to 72 hours. Be sure to turn your model over so that all sides can dry.

PAINTING YOUR MODEL

After your clay is dry, you can color it with markers, paint it with watercolor or acrylic paints, and glue on decorations.

NISENAN PHRASES FOR MAKING THINGS

Hesíbe?

What is it?

Honiyéekani?

Do you have a plan?

Hesí siyéekani?

What are you making?

Homaatín siyéenaakas?

How can I make that?

Heek'aamén.

Don't rush.

Wallíp.

Be careful with it.

K'asip'í ni!

I've finished!

Etáp!

Look!

Wosak'atím!

It's beautiful!


PLAN YOUR PROJECT

MAKE A PLAN BEFORE YOU GET YOUR CLAY

WHAT WILL YOU MAKE?

Example

ice cream cone



WHAT PIECES DOES IT HAVE?

Cone



1 scoop of strawberry



1 Scoop of chocolate



WHAT COLORS DO YOU NEED?



light brown



pink



dark brown

MY PLAN

SHOW YOUR PLAN TO GET YOUR CLAY

WHAT WILL YOU MAKE?

WHAT PIECES DOES IT HAVE?

WHAT COLORS DO YOU NEED?

MATCH WORDS & PICTURES

NEED HELP? CHECK THE LAST PAGE!



Sudák'

Mank'á



C'iis

Paastá



P'illá

Soodá



Pakpák

Palá



Maayís

MATCH WORDS & PICTURES

NEED HELP? CHECK THE LAST PAGE!



Santiiyá



Piitsá

Mantekiiyá



Samwíc'

Muté



Ennáan

Woolém Way



Sudak'ám Bic'iipá

Taakó



Hiisám Mo

MATCH WORDS & PICTURES


NEED HELP? CHECK THE LAST PAGE!



Asuuká



Aapelím Mo



Mom



Ba



Kiyisím Mom



Koc'ís



Aapél



Koopí



MEAL TIMES

WHEN COULD YOU SAY THESE PHRASES?
(NEED HELP? CHECK THE LAST PAGE)

K'aypepé!

7:30 AM

C'edaapé!

6:00 PM

Badepé!

3:00 PM

Hinsepé!

Payelpé!

12:30 PM

??

Homoyák payelíbe mi?

When do you eat?

??

COMBO PLATTERS

WOULD YOU WANT
TO EAT THESE COMBOS?

CIRCLE **HAAN** (yes) OR **WIIN** (no)

Asuuká + Kiyisí

HAAN
(yes)

WIIN
(no)

Mantekiiyá + P'illá

HAAN
(yes)

WIIN
(no)

Sudák' + Palá

HAAN
(yes)

WIIN
(no)

Mank'á + Taakó

HAAN
(yes)

WIIN
(no)

C'iis + Piitsá

HAAN
(yes)

WIIN
(no)

Maayís + Woolém Way

HAAN
(yes)

WIIN
(no)

Soodá + Mantekiiyá

HAAN
(yes)

WIIN
(no)

Taakó + Palá

HAAN
(yes)

WIIN
(no)

BUILD YOUR OWN

**CIRCLE THE INGREDIENTS THAT
YOU WOULD USE TO MAKE THESE DISHES!**

SAMWÍC'

Leec'í Ba
P'illá Kiyisí Palá
Santiiyá Paastá Mank'á
C'iis Koc'ís Hiisám Mo

TAAKÓ

Mom
Muté
May Kiyisí C'iis
Koopí Koc'ís Woolém Way
Palá Pehól Maayís

KIYISÍM MOM

Woolém Way C'iis
Sudák' Mantekiiyá Kiyisí
Opló Ennaan Asuuká
Ba Paastá Koc'ís

WHAT COLOR ARE THESE FOODS?

DRAW A LINE CONNECTING EACH FOOD
TO ITS COLOR. SOME FOODS HAVE MULTIPLE COLORS...

Asuuká

Mank'á

Muté

Kiyisí

Ba

Leec'í

C'iis

Aapél

Opló

Santiiyá

Pakpák

P'anaanák

(Red-Orange-Yellow)



Kow

(White-Gray)



Koc'ís

(Green-Blue)



CHOOSE YOUR FOOD

WHICH OF THESE FOODS & DRINKS
DO YOU LIKE TO EAT AT THESE MEALS?

C'edaapé! Let's have breakfast!

Piitsá

P'illá

Sudák'

Kiyisí

Leec'í

Palá

Muté

Ennáan

Paastá

Pakpák

Mank'á

Opló

Koopí

Koc'ís

Hiisám Mo

Hinsepé! Let's have lunch!

May

Soodá

Taakó

Kiyisí

Muté

Piitsá

Liklí

Koopí

Koc'ís

Aapelím Mo

Palá

Santiiyá

Pehól

Samwíc'

C'iis

K'aypepé! Let's have dinner!

Paastá

C'ayním Payél

Palá

May

Maayís

Opló

Sudák'

Sudak'ám Bic'iipá

Mom

C'iis

Panyolím Payél

Kiyisí

Liklí

Woolém Way

Koc'ís

FOOD WORDS & PHRASES

USE THIS TO CHECK YOUR ANSWERS TO THE ACTIVITIES

aapél apple

aapelím mo apple juice

asuuká sugar

ba salt

Badepé! Let's eat a snack!

C'ayním payél Chinese food

C'edaapé! Let's eat breakfast!

c'iis cheese

ennáan blackberries

hiisám mo mint tea

Hinsepé! Let's eat lunch!

K'aypepé! Let's eat dinner!

kíyisí meat

kíyisím mom meat stew

koc'ís greens

koopí coffee

leec'í milk

líklí soup

maayís corn

mank'á strawberries

mantekiiyá butter

may salmon

mom water

muté grapes

opló cooked greens

p'íllá bread

paastá pasta

pakpák eggs

palá fish

Panyolím payél Mexican food

Payelpé! Let's eat!

pehól beans

piitsá pizza

samwíc' sandwich

santiyyá watermelon

soodá soda

sudák' sweets, candy

sudak'ám bic'iipá ice cream

taakó tacos

woolém way potatoes



NEETÍP MIN HENÍMÍ

GROW YOUR LANGUAGE



SCAN THE QR CODE OR VIST THE LINK
BELOW TO FIND MORE RESOURCES FOR
LEARNING THE NISENAN LANGUAGE

<https://bit.ly/ssbmilanguage>